

AVImark® version 21.31.1 Release Notes



WHAT'S NEW

Important Note

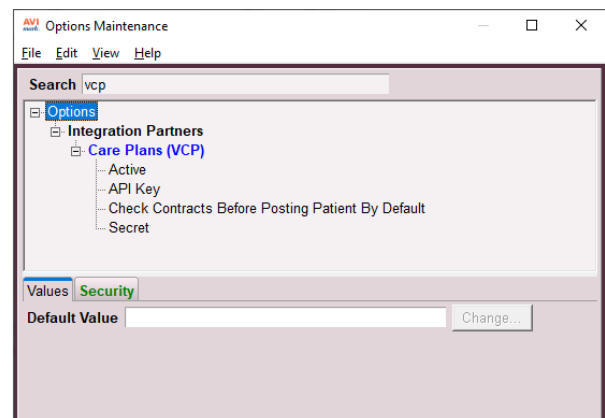
Lab integrations will not function properly on computers running Windows® 7 with AVImark version 21.30.

VCP Care Plans

The integration with VCP brings enhancements to the Wellness Plans module and VCP Care Plans setup. Below is a list of major developments for this release

VCP Advanced Options Setup

Contact the VCP representative to sign up for the integration. Contact VCP at **800.315.1780** for assistance with the AVImark setup.

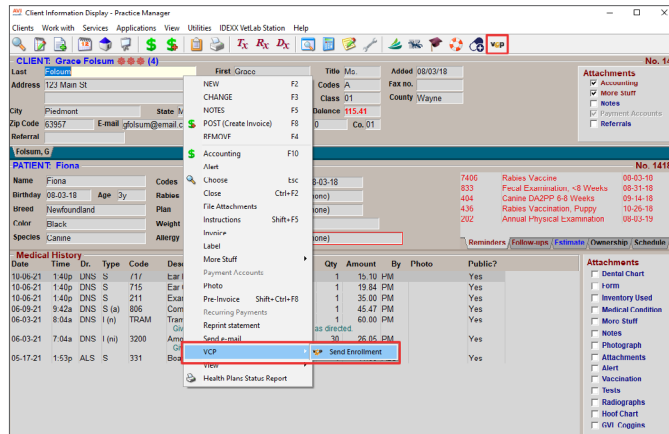


WHAT'S NEW

Sending Enrollment

In the client area **right-click > Care Plans > Send Enrollment**.

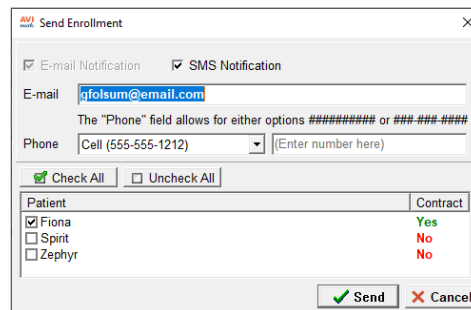
The Send Enrollment window opens pre-populated with the client email address and cell phone number from the Client area.



Send Enrollment Options

Send Enrollment opens pre-populated with the client email address and phone number information from the Client area.

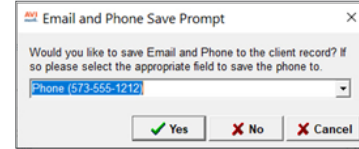
- Use the check box to enable/disable SMS notifications.
- Select the phone number from the drop-down list if different than the one displayed.
- Select which active patients on the client should receive an enrollment.
- Clicking Send will send the client an email and/or SMS with an enrollment link.
- Clicking Cancel will cancel the enrollment process and return to the AVImark CID.



WHAT'S NEW

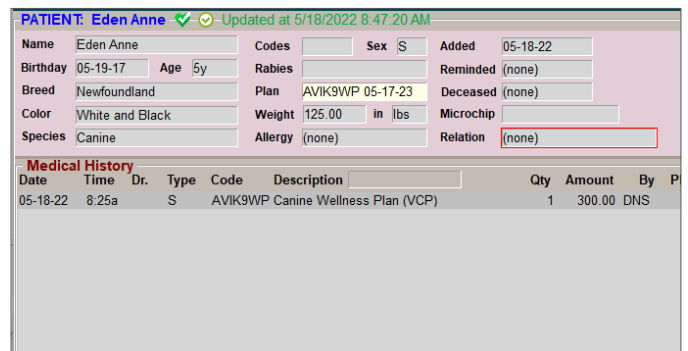
Modified Email and Phone Numbers

If the client email or phone numbers were altered, the user will receive prompts allowing the changed information to be saved back to the Client record.



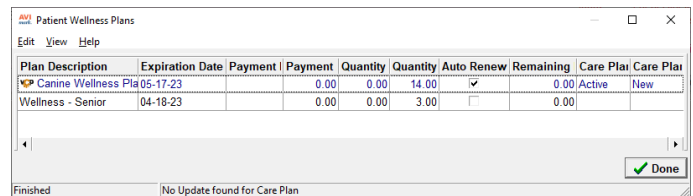
Imported VCP Care Plans

When the client completes the process of selecting a VCP care plan and payment has been approved, the plan will appear in the patient's record in AVImark.



Patient Wellness/Care Plans

To view a patient's wellness or VCP care plans from the Patient Wellness Plans screen. VCP plans will have the VCP icon next to the Plan Description. Double-click on a plan to view the services within a plan and post services to the invoice.



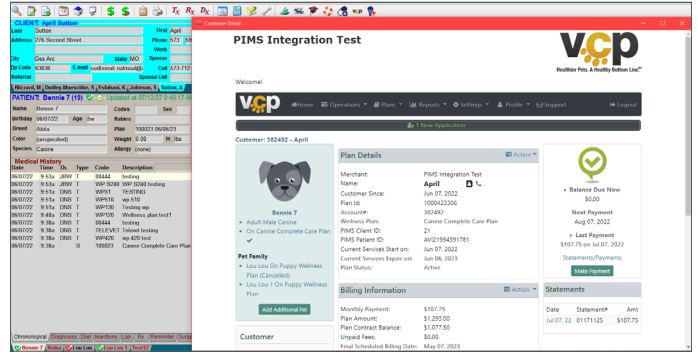
Update Care Plans

Care plans may need to be updated if changes are made, such as the client may add services to their current plan. Updating plans can be done manually or automatically.

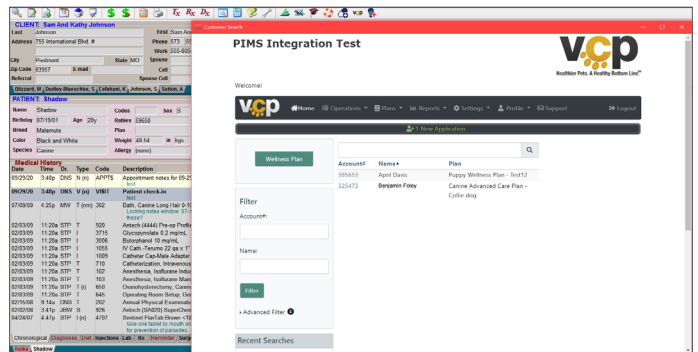
WHAT'S NEW

Clinic's Access to VCP Portal

Clicking the VCP button on the speed bar will open the VCP portal. If the active patient has a VCP Care Plan, VCP will open to that patient's VCP Care Plans.



If the patient does not have a VCP Care Plan, the VCP portal will open to the clinic's VCP site.

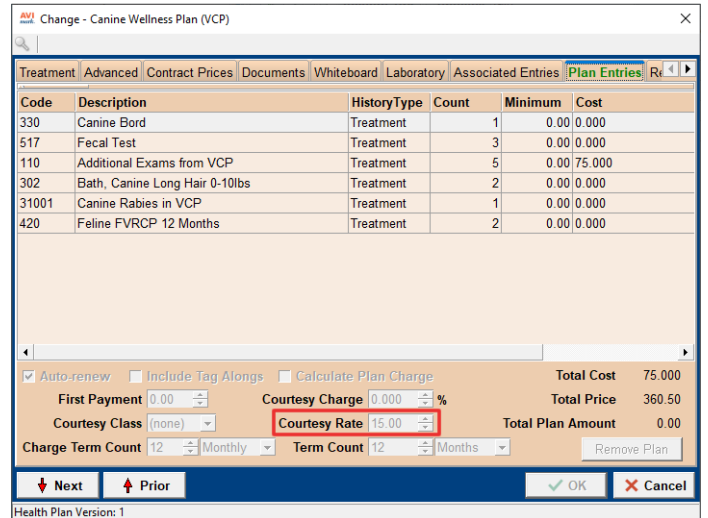


WHAT'S NEW

VCP Care Plans - Courtesy Rates

Each VCP Care Plan can have a courtesy rate that would be applied to items not included in a plan.

Items not included in a VCP Care Plan will receive a courtesy rate discount setup through VCP. The rate is imported into AVImark.



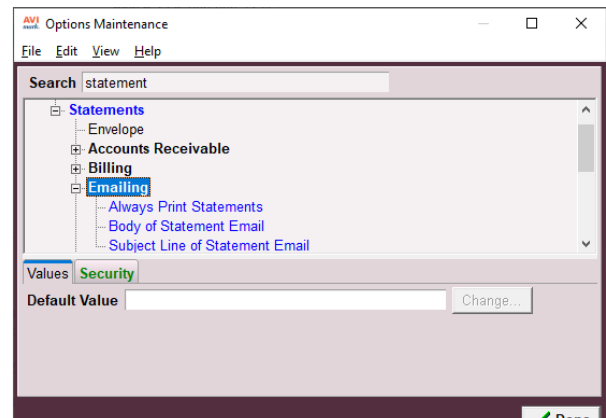
Emailing Statements

AVImark has made enhancements to email. Your practice can now email statements with the proper setup.

Emailing Advanced Options Setup

Advanced Options for emailing statements allows practices to define the Subject line and Body of the email sent to clients.

If the practice chooses, they can set the option **Always Print Statements** to **True** and AVImark will still print a statement even if the client has an email address.



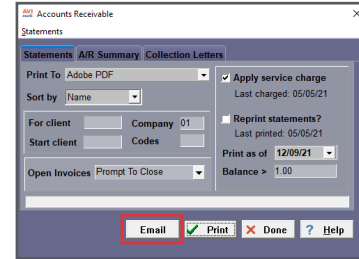
WHAT'S NEW

Email Statements

Within the Accounts Receivable dialog box, there is a new **Email** button that will send all clients, with a balance on account, an email with their statement attached as a PDF.

Once the process is complete a **Successful/Unsuccessful** report will generate.

Important! This is the only time this report is available and cannot be retrieved after closing.



Account No.	Client Name	Email Address	Status
1523 6654 723	Kalmes, Jane Adams, Beth (WVC) Adams, Jennifer	swinehead@comcast.net bethadams73@cloud.com jenniferadams@mtc.com	Successful
2156 5123 2166	Abdnour, Joe Abe, David Aberle Melvin	(none) abe.dave@yahoo.c (none)	Unsuccessful

SendGrid

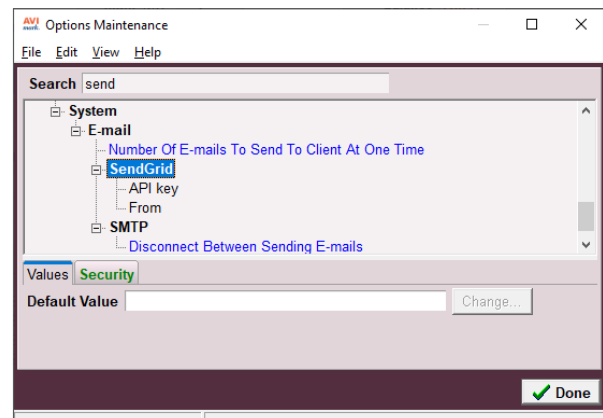
AVImark now has an integration with SendGrid, an email delivery service. If a practice uses SendGrid, more email messages can be delivered at one time rather than in batches.

Contact SendGrid at 877-749-5470 for more information.

SendGrid Advanced Options Setup

Once your practice has established an account with SendGrid, an API key will be assigned. The API key gets entered into Options Maintenance in AVImark. The From option can be used to enter the clinic's email address. This will be the email address displayed to your clients as the From address when SendGrid delivers the messages.

Contact AVImark support for assistance at 877-838-9273 (Option 1).



WHAT'S NEW

ClearCCData Utility

The ClearCCData utility has been built into the program to remove sensitive credit card information from AVImark Client and Patient Notes.

Easy Update

The option to select Beta in the Easy Update scheduling window has been removed.

Appointments

The option to delete Appointment Types from the Appointment window has been removed to prevent appointment types being removed from System Tables.

The screenshot shows the 'New Appointment' window with the following details:

- Date:** 03/16/22
- Time:** 7:30a
- Created:** 03-16-22
- Doctor:** DNS: David N. Sharp, DVM
- Room:** Exam Room I
- Client:** Folsom, Grace
- Patient:** Fiona
- Breed:** Newfoundland
- Species:** Canine
- Weight:** 96.00 LBS
- Minutes:** 10
- Type:** (none)

Reminders...

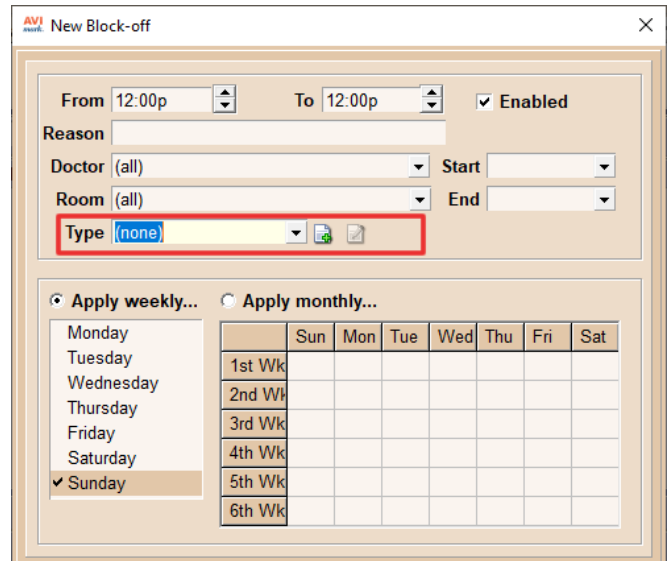
- 08-03-19 Annual Physical Examination
- 08-03-18 Rabies Vaccine
- 10-26-18 Rabies Vaccination, Puppy
- 09-14-18 Canine DA2PP 6-8 Weeks
- 08-31-18 Fecal Examination, <8 Weeks

Buttons: Unconfirmed, Confirmed, Left message, New Client, New Patient, Next Patient, Done, Remove, Quit, Help

WHAT'S NEW

Block-Offs

The option to delete Block-Off Types from the Daily Block-Off window and Scheduled Block-Off window has been removed to prevent block-off types being removed from System Tables.



Change Appointment Window

The patient sex, age, and weight has been added to the title bar of the Change Appointment window.



ADDITIONAL RELEASE ITEMS

AVImark extras

247233	Second backup removed during the AVImark update.
246738	Warning message improved when a user adds a file over 2GB.
247232	All important folders will be backed up during the update process.
240354	A utility has been created to purge unused notes from memo files.
195317	The Species list in System Tables has been corrected to show the correct list of breeds.
90582	When an Estimate is added to MCR with linked treatments the associated entries are not duplicated on the Estimate.
203435	A new price holds when manually adjusted in the Treatment or Inventory Markup Analysis window.
249982	Clinics should not run any external utilities. Doing so could impact your data in a negative way. Please contact AVImark Support for assistance.
261156	Corrected an Access Violation error when trying to refund a Debit card payment using triPOS.
201551	Corrected drop-down menu in Chromium displaying in different locations if the GPM window is moved.
259784	Corrected Site issues when creating drop off appointments from a boarding reservation.
259934	Corrected Status Types as More Stuff for the Whiteboard not grouping correctly.
243463	Corrected auto-refresh from impacting all clients, even if you change only one.

ADDITIONAL RELEASE ITEMS

261677	Corrected the Appointment Calendar not opening to a patient's appointment on CID when using F9.
58316	Corrected Wellness Discount in patient area because it only showed the first plan added into medical history.
249003	Corrected Hospital Setup System tab layout when the window size changes.
249314	Corrected error in Medical Condition/Graph values when patient doesn't have values to graph.
249970	Corrected icons that are not visible when the display scale is 125% and more.
258233	Corrected error taking backup when including Lab Files with Heska sub-folders containing xml files.
132939	Corrected Site issue with Estimates and using Copied from Treatment List.
90487	Corrected Email issues with CareCredit®.
258230	Corrected GPM connection issue with AVImark.
263481	Corrected considerable lag in Variance window when going to View Columns.
263441	Corrected "Invalid class typecast" error when printing Recurring Payment report to Excel®.
265061	Corrected appointment notes not importing on Sidekick first time during import.
189980	Updated IDEXX to use Chromium.
254934	Corrected Emailed Report View when saved as RTF.

ADDITIONAL RELEASE ITEMS

189979	Updated CareCredit to use Chromium.
249833	Placed a limit on the Easy Update Scheduling window from coming up after a set number of days.
193861	Changed the Last Sold date on treatments to display the date.
221409	Corrected new clients added through Rapport not creating folder number for client or patient in AVImark.
243463	Corrected auto-refresh affecting all clients even if only one client was changed.
249399	Improved AVImark's email verification.
269656	The More Stuff custom drop-down list is pulling correct values with caching.
268779	Running the ASAP utility for California pulls the correct information on the report to meet state requirements.
269479	The Information Search is pulling the correct stored payment values for each entry.
271604	Integration with Cubex® has been improved so calls to Cubex do not slow down AVImark.
271612	Logging into AVImark on Server 2012r2 does not cause errors.
271605	The integration with IDEXX-PACS® has been enhanced to improve AVImark performance.
10308	The Antech® barcode will show the correct patient's name if changed in the Medical History window.

ADDITIONAL RELEASE ITEMS

268888/ 149510	Corrected allocated quantity issue with SITE.
261583	Corrected allocated quantity displaying negative if quantity is changed in drug label window.
261641	Created a notification window for failed hardware checks for Easy Update.
214264	Implemented merge word {ID} to pull Microchip Number for Rapport OnDemand Messages.
267939	Corrected the Species value field clearing out after saving Diagnosis.
225112	Changed Recurring Payment default option to Monthly.
233304	Removed the "Merge Changes with mine" option in Merge changes window for Notes.
280287	Corrected "Invalid filename" when trying to update older versions of AVImark to latest.
286028	Corrected access violation error when running Information Searches.
288908	Updating care plans does not log user out of AVImark which was causing a timeout.
287167	Corrected declined lab codes being included on Requisitions.
286894	Updated Chromium to version 103.0.5060.114.
289227	Corrected error when check-in admitted by user whose ID was changed.
289435	Corrected cursor not lining up with text in Notes window.
289958	Corrected issue with More Stuff phrase type when it includes Choose From drop-down option.

ADDITIONAL RELEASE ITEMS

286528	VCP Care Plans should reflect the available quantity upon importing.
286526	Past care plans from VCP will import into the patient's Medical History with the date it was purchased.